

ROBOCUT 



ROBOCUT 2019



SUPERIOR ON EVERY LEVEL



ROBOCUT

THE ALL NEW ROBOCUT

Challenging conditions demand the unequalled **ALL-TERRAIN CAPABILITY** of McConnel remote control. Now there is an entirely new ROBOCUT range, designed from the ground up, to meet the challenges of the toughest working environments.

The new McConnel ROBOCUT range takes a tried and tested concept and builds on it with vision, innovation and the most advanced technology to lead the market.

Thriving in challenging terrain, hazardous areas, and restricted-access zones, McConnel's new ROBOCUT range helps you work faster, smarter and harder than ever before.

MADE IN BRITAIN
Distributed worldwide



CONTENTS

The all new ROBOCUT.....	2-3	All-Terrain Capability.....	14-15	Powerful & Compact - ROBOCUT RC28.....	30-31
Game Changer.....	4-5	Precise Control.....	16-17	ROBOCUT RC28 Product Features.....	32-33
The Benefits of Remote Control Technology.....	6-7	Autosteer Technology.....	18-19	Why McConnel?.....	34-35
New Product Features.....	8-9	Attachments.....	20-25		
Superior Performance.....	10-11	Machine Options.....	26-27		
Greater Output.....	12-13	Technical specification.....	28-29		

Please note: due to continual product development, the information in this brochure is subject to change at any time. McConnel Limited assumes no responsibility for any inaccuracies, errors or omissions and reserves the right to change specifications without notice. January 2019

GAME CHANGER

Designed for the most challenging conditions, the all-terrain capability of the all new ROBOCUT is superior on every level. The range comprises two new models; the 56 horsepower ROBOCUT RC56 and the 75 horsepower ROBOCUT RC75.

The new models boast more power, an advanced feature set and GPS Autosteer option for greater output, safety and control.

GREATER WORK OUTPUT

With the increased horsepower, ROBOCUT can now be fitted with flailheads up to 1.9m resulting in substantially higher output.



POWER

More powerful than before – increase of 40% (RC56) and 75% (RC75)



FUEL EFFICIENCY

20% more efficient on fuel so better value on each job



OUTPUT

More coverage – get almost double the output in a day



SAFETY

New flailhead safety control system



GRADIENT

Work on slopes up to 55° (alarm at 50° and automatic shut-off at 70°)



PRECISION & CONTROL

28% increase in track drive pressure plus improved hydraulic float system



GPS AUTOSTEER

Ensures maximum productivity, improved safety and more efficient working



Also in the ROBOCUT range
ROBOCUT RC28
THE ALL NEW COMPACT CUTTING SOLUTION

See pages 30-33 for details.

INTELLIGENT DESIGN

ROBOCUT RC56 and RC75 surpass all expectations with an exciting new ground-up design which incorporates the very latest advancements in technology.

Both models share the same new, outstanding, chassis design that delivers a lower centre of gravity and perfect 50/50 weight distribution which is vital for maximum stability and performance in all terrain.



ROBOCUT RC56



ROBOCUT RC75



THE BENEFITS OF **REMOTE CONTROL TECHNOLOGY**

McConnel's range of remote control machines and attachments enables you to tackle jobs with confidence that used to be labour-intensive, time-consuming and potentially dangerous. With outstanding stability, intuitive finger-tip controls and a safe working range of up to 150m, these revolutionary machines allow you to work faster, smarter and harder than ever before.

IMPROVED SAFETY

ROBOCUT boosts safety by removing operators from steep-sided, dangerous and restricted-access zones. Capable of tackling slopes of 55 degrees, ROBOCUT has a working range of 150m and is up to 25 times more productive than manual cutting.

VERSATILITY

McConnel continues to expand its range of attachments, offering a tool for almost

every challenge. From snow clearance to forestry and grass cutting to quarry maintenance, McConnel can provide a safe and productive remote control solution.

MOW-AND-GO

Unique low-weight design and compact dimensions enables quick and easy transport to and from jobs, saving operators time and money.

NEW PRODUCT FEATURES

The McConnel ROBOCUT utilises the latest advancements in technology to deliver the ultimate in remote controlled machinery.

HYDRAULIC HEAD FLOATATION SYSTEM

Revolutionary new hydraulic head floatation system can be programmed to suit different attachments and conditions.

NEW DESIGN

Fully enclosed body panels keep out grass and debris.

IMPROVED EFFICIENCY

And larger fuel capacity enables up to 6 hours between refills.

POWER-TO-WEIGHT RATIO

Leading power-to-weight ratio on the market.

FLAILHEAD SAFETY CONTROL SYSTEM

Safety system for hydraulic front hood including screen notification.

NEW DIGITAL CONTROL SYSTEM WITH ON MACHINE BATTERY CHARGER

The new Digital Control System is supplied with two batteries that can be charged on board ROBOCUT.

LED LIGHTING

Integrated programmable four corner LED warning beacons and daylight running lights.

HATZ DIESEL ENGINES (56HP & 75HP)

OEM modified and tested specifically for ROBOCUT.

PERFECT 50/50 WEIGHT DISTRIBUTION

Maximum stability in all terrain achieved by ROBOCUT thanks to perfect 50/50 weight distribution.

LOWERED CENTRE OF GRAVITY

Greater slope capacity and twin roll bars.



ROBOCUT - SUPERIOR ON EVERY LEVEL



GPS AUTOSTEER CAPABILITY

REVOLUTIONARY REMOTE GUIDANCE

ROBOCUT can be enabled with GPS Autosteer technology - developed in conjunction with Trimble - allowing it to automatically steer to within 25mm accuracy along it's cutting route for huge advances in output and efficiency.





POWER



FUEL
EFFICIENCY



OUTPUT



SAFETY



GRADIENT



PRECISION
& CONTROL



GPS
AUTOSTEER

SUPERIOR PERFORMANCE



ROBOCUT is available with two new engine choices, 56hp and 75hp, which have been developed in partnership with Hatz GmbH specifically for working on steep gradients of 55 degrees.

The new engines provide up to 75% more power resulting in market leading power-to-weight ratio. The combination of high horsepower and low weight is vital for working on steep slopes and challenging terrain giving ROBOCUT unrivalled performance.

The increase in horsepower to 56hp and 75hp also enables wider 1.6m and 1.9m flailheads to be fitted for up to 40% more output compared to the 1.3m flailhead.

Fuel efficiency has also improved by 20% and coupled with twice the fuel capacity enables up to six hours continuous operation between refills.



GREATER OUTPUT

Created to tackle the toughest terrain, McConnel's ROBOCUT range features the latest engine technology that provides greater performance than ever before. New engines provide up to 75% more power resulting in market leading power-to-weight ratio.

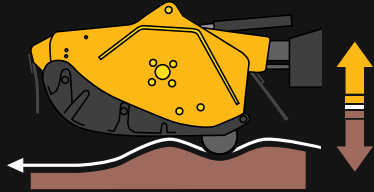
The increase in horsepower to 56hp and 75hp enables wider 1.6m (+23% increase in width) and 1.9m (+46% increase in width) flailheads to be fitted for greater output.

INCREASED FUEL EFFICIENCY

Fuel efficiency has also improved by 20% and coupled with twice the fuel capacity enables up to six hours of continuous operation between refills.

STAYSAFE FLAILHEAD HOOD

A new StaySafe flailhead hood control system comes as standard and ensures ROBOCUT is working safely when mowing alongside highways.




ATTACHMENT FLOATATION

ROBOCUT RC56 and RC75 are both fitted with a fully programmable hydraulic attachment floatation system that ensures optimum performance in all conditions.



WIDER CUTTING WIDTHS

Additional flailheads are available for the RC56 and RC75, including a 1.9m grass flailhead, 1.6m and 1.3m grass flailhead, forestry flailhead and mulcher flailhead.



1.9m (75")

1.6m (63")

1.3m (51")





ALL-TERRAIN CAPABILITY



McConnel's innovative remote control range is built around a low-centre-of-gravity design which makes it ideal for tackling steep-sided banks. Every single component is specially positioned to ensure the machine delivers the best in stability.

Intuitive potentiometer system ensures precise proportional control from 0 to 100%. The more you press forward on the joystick the faster the machine travels.

Built-in steering bias to the left and the right compensates for bank angles and allows precise straight-ahead carriage.

The bias can be adjusted manually at the touch of a single button.

Cleated rubber tracks or optional heavy-duty spike tracks provide extra grip. A self-tightening system ensures consistent reliability and prevents excessive wear and tear.



50 ▲ 50

50/50 WEIGHT DISTRIBUTION

A new common chassis design provides a lower centre of gravity and perfect 50/50 weight distribution for maximum stability and manoeuvrability in challenging terrain.



55°
SLOPE
CAPACITY
IN ANY DIRECTION



PRECISE CONTROL

Intuitive and easy-to-master, the controls of McConnel's ROBOCUT range are lightweight, easy to learn, and offer a working range of 150m.

Two large joysticks provide control of motion, steering and attachment control, while key features such as gearing, rotor speed, speed sensitivity, radiator self-cleaning and emergency stop can all be accessed at the touch of a button.

The new remote control unit features an informative, high visibility digital display providing valuable feedback to the operator including machine engine RPM, engine temperature and signal strength.

ROBO-READY BATTERY

ROBOCUT's new ROBO-READY battery dock simultaneously stores and charges one of the two remote control battery packs for quick and convenient change in field for reduced downtime.

POWER
AT YOUR FINGER TIPS



ACTIVATION DISPLAY

The ROBOCUT ACTIVATION display panel enables the operator to customise and personalise their own settings and the ability to provide a full 'over the phone' diagnostic service.

- Integrated and programmable LED lights (pre-set with 14 default ISO standards). Selectable from ACTIVATION display panel
- Cycle through various screen options, designed with the operator in mind
- Default attachment settings selectable from ACTIVATION display panel
- ACTIVATION display panel enables operators to configure machine and view vital statistics and error codes





AUTOSTEER TECHNOLOGY

For the first time GPS Autosteer is available for ROBOCUT – developed in conjunction with Trimble, a world leader in a wide range of positioning technologies.

GPS Autosteer enables operators to control precise cutting to an accuracy of 25mm from up to 150 metres away, eliminating wasteful overlap with each pass, dramatically increasing productivity.

GREATER OUTPUT

Huge advances in output and efficiency are achieved when GPS Autosteer is enabled because even at long working distances the full width of the cutting head is being utilised.

IMPROVED SAFETY

Automatic guidance also allows the operator to work accurately from a greater distance, enabling them to control the machine from a safer vantage point.



PLOTTING THE MOST EFFICIENT SOLUTION

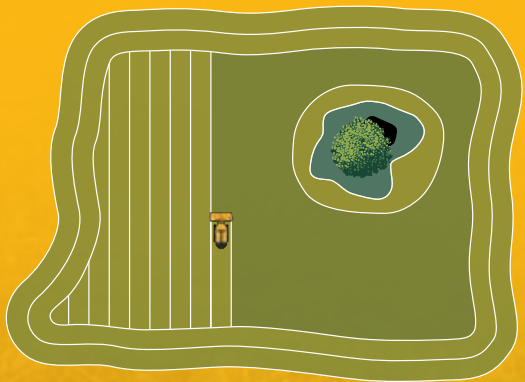
Using ROBOCUT Autosteer is quick, simple and intuitive:

Plot area by simply travelling or mowing around the perimeter.

Identify any obstacles within the mowing area by travelling or mowing around them.

Select direction of travel to give the most efficient cutting path with fewest turns and longest runs.

Save and store the data for future use.



ROBOCUT WITH GPS AUTOSTEER.
Indication of how GPS Autosteer can cut around the perimeter and any obstacles before selecting most efficient route for cutting remaining area.





ATTACHMENTS

Far more than just an all-terrain mowing machine, ROBOCUT comes with a choice of attachments, transforming it into a remote control work platform that increases safety, productivity and efficiency.

RANGE OF ATTACHMENTS

ROBO-FLAILHEAD.....	21	ROBO-BRUSH.....	24
ROBO-MULCHER.....	21	ROBO-FORK.....	24
ROBO-FOREST.....	21	ROBO-ROTARY TILLER.....	24
ROBO-ROTARY TURF MOWER.....	22	ROBO-ROTARY HARROW.....	24
ROBO-CUTTERBAR MD.....	22	ROBO-TOE-TIP BUCKET.....	25
ROBO-RAKE.....	22	ROBO-GRAPPLE BUCKET.....	25
ROBO-STUMP GRINDER.....	22	ROBO-AIR BLAST SPRAYER.....	25
ROBO-CHIPPER.....	23	ROBO-TREE SHAKER.....	25
ROBO-BLADE.....	23		
ROBO-TRENCHER.....	23		
ROBO-SNOW BLOWER.....	23		



19
ATTACHMENTS
AVAILABLE

ROBOCUT ATTACHMENTS



ROBO-FLAILHEAD

A high-performance flailhead that comes with a choice of hammer or back-to-back grass 'Y' flails, the attachment is driven by a 3000 rpm energy-efficient spiral rotor and can tackle everything from grass to gorse.

Technical specification

- Hydraulic front hood
- Choice of grass cutting flails or hammer flails
- Full width rear roller
- 30mm cutting capacity
- 20-85mm cutting height
- +/- 14 degree head angling and floatation
- 3000 rpm rotor speed
- 170kg weight



1.3m (51") Flailhead



1.6m (63") Flailhead



1.9m (75") Flailhead

ROBO-MULCHER

Ultra heavy-duty 1.3m and 1.6m forestry head that's ideal for tackling everything from heavy overgrowth to small saplings.

Technical specification

- 1.3m and 1.6m cutting widths
- Ultra heavy duty hammer flails
- Unique high-performance rotor allows flails to swing through 360 degrees
- Hydraulic front hood
- Reinforced steel push bar
- 100mm cutting capacity
- 3000 rpm rotor speed
- +/- 14 degree head angling and floatation
- 315kg weight



ROBO-FOREST

A high-performance 1.3m and 1.6m fixed-tooth forestry flailhead that has the power to tackle everything from overgrowth to small trees.

Technical specification

- 1.3m and 1.6m cutting widths
- Hard-wearing tungsten carbide fixed teeth
- Hydraulic front hood
- Reinforced steel push bar
- 100mm cutting capacity
- 3000 rpm rotor speed
- +/- 14 degree head angling and floatation
- 355kg weight



ROBO-ROTARY TURF MOWER

A high-performance 1.5m rotary mower. Hydraulically driven with a heavy-duty belt drive and rear discharge, the deck's three rotors propel six cutting blades at 2200 rpm – delivering a fine-cut finish perfect for the horticultural, landscaping and amenities sectors.

- Technical specification**
- 1.5m cutting width
 - Three rotors and six cutting blades
 - Rear discharge of debris
 - Robust steel construction
 - 2200 rpm rotor speed
 - +/- 14 degree head angling and floatation
 - 280kg weight



ROBO-RAKE

A mobile and manoeuvrable rake attachment designed to thrive in steep-sided terrain, ROBO-rake is ideal for removing cut grass from river banks.

- Technical specification**
- 1.45m working width
 - 40 rotating 250mm steel tines
 - +/- 14 degree head angling and floatation
 - Powerful dual belt drive
 - Manoeuvrable 'zero-turn' wheels
 - Height adjustable



ROBO-CHIPPER

Driven by a powerful hydraulic motor, the ROBO-Chipper attachment makes light work of vegetation clearance and is capable of mulching small branches up to 90mm diameter.

- Technical specification**
- 90mm cutting capacity
 - Powerful motor
 - Safety disengagement bar
 - Adjustable rotating discharge chute
 - Wide inlet chute for easy feeding of material
 - 2 blades and 8 hammers
 - Folding for ease of travel
 - 215kg weight



ROBO-TRENCHER

Ideal for laying pipes or cables, the Trencher will enable operators to dig narrow channels with minimal damage to the ground.

- Technical specification**
- Choice of standard and heavy-duty tungsten carbide teeth
 - Digs to a depth of 0.9m and a width of 150mm
 - Adjustable boom angle controls the depth of the trench
 - Reinforced steel safety guard
 - Powerful hydraulic motor



ROBO-CUTTERBAR MD

A light and manoeuvrable 1.8m cutterbar that's ideal for maintaining grass and reeds where a close cut finish is vital.

- Technical specification**
- 1.8m cutting width
 - 40 hard-wearing tungsten carbide teeth
 - 20-80mm cutting height
 - +/- 14 degree head angling and floatation
 - Smooth cutting action
 - Reinforced skids



ROBO-STUMP GRINDER

A robust stump grinder featuring a high-speed cutting wheel armed with heavy duty tungsten teeth. The machine can handle tree and bush roots and is ideal for dealing with unwanted stumps in previously inaccessible areas.

- Technical specification**
- 12 hard-wearing tungsten carbide teeth
 - High-performance 1800rpm rotor
 - 370mm cutting wheel diameter (inc teeth)
 - Automatic head oscillation
 - Reinforced steel protective hood cover
 - Protective skirt
 - 92kg weight



ROBO-BLADE

The Universal Blade is equally at home clearing snow or grading soil. It features a hydraulically adjustable blade angle and a replaceable steel blade face.

- Technical specification**
- 1.7m working width
 - Hydraulically adjustable blade angle
 - Choice of standard plastic blade or optional steel blade
 - 0.6m blade height
 - +/- 20 degree blade oscillation
 - +/- 14 degree head angling and floatation
 - Replaceable blade edge
 - 170kg weight (steel model)
 - 95kg weight (plastic model)



ROBO-SNOW BLOWER

Armed with a high-velocity ejection unit, the Snow Blower provides a safe and effective solution when clearing roads and paths in hard-to-reach and potentially dangerous locations.

- Technical specification**
- 1.3m working width
 - High-performance 520rpm rotor
 - Full rotation chimney
 - Powerful full-length cutting ring
 - Hydraulic deflector from 0-45 degrees
 - Protective throwing guards
 - 290kg weight



ROBO-BRUSH

Robo-Brush helps operators clear up debris quickly and easily. With a working width of 1.5m, it's fast and effective in even the most challenging terrain.


- Technical specification**
- 1.5m working width
 - Hydraulically adjustable sweeping angle
 - Powerful 400 rpm rotor
 - +/- 14 degree head angling and floatation
 - Hard-wearing brush
 - Simple height adjustment via swivel wheels
 - 190kg weight



ROBO-ROTARY TILLER

Designed for tilling and grading the soil, the Rotary Tiller is equipped with a high-performance rotor with 4 hoes per flange.

- Technical specification**
- 1450mm working width
 - 1600mm overall width
 - 28 hoes
 - Adjustable skids
 - 150mm max working depth
 - 22hp motor
 - 175kg weight



ROBO-TOE-TIP BUCKET

The toe-tip bucket attachment enables safe working in a range of restricted access and hazardous environments. Rugged and reliable, the new attachment is ideal for construction, demolition and military installations.

- Technical specification**
- 1.3m working width
 - Heavy-duty build
 - 516kg lifting capacity (Heavy-duty model)
 - 452kg lifting capacity (Standard-duty model)
 - Ideal for work in quarries, culverts and construction sites



ROBO-AIR BLAST SPRAYER

The Air Blast Sprayer has been designed to protect crops in orchards and vineyards. Powered by a 16kw motor, the machine features a 600mm high-performance fan and a 215 litre tank.


- Technical specification**
- 600mm high-performance fan
 - 215 litre tank
 - Ideal for orchards, polytunnels, nurseries and vineyards
 - Robust construction
 - Highly manoeuvrable



ROBO-FORK

Perfect for moving materials in the most challenging environments, the fork attachment enables safe and effective transportation of everything from construction materials to sand bags for flood defence.

- Technical specification**
- Adjustable working width
 - 300kg lifting capacity
 - 40cm lift height
 - Low maintenance
 - Easy to use



ROBO-ROTARY HARROW

An all-terrain harrow equipped with a roller and grill and 14 blades, it's highly effective at breaking up mud clods and turf, burying fertiliser, and tilling the soil.

- Technical specification**
- 1500mm working width
 - 1600mm overall width
 - 400mm roller diameter
 - 7 rotors
 - 14 blades
 - 190mm max working depth
 - 32hp motor
 - 250kg weight



ROBO-GRAPPLE BUCKET

A heavy-duty bucket with hydraulic grab that prevents the fall of material and makes it an ideal tool for the transfer of waste and loose vegetation.

- Technical specification**
- 1300mm working width
 - 830mm bucket depth
 - 610mm unloading height
 - 47 degree tipping angle
 - 300kg maximum load capacity
 - 0.15 cubic metre bucket
 - 170kg weight



ROBO-TREE SHAKER

Created for use in vineyards and fruit farms, the Tree Shaker attachment applies a series of small vibrations to the trunk of the tree causing fruit to fall easily.

- Technical specification**
- 450mm opening
 - Hydraulic tilt
 - Rubber pads
 - Maximum trunk diameter of 500mm
 - 100 l/min hydraulic flow
 - 250 bar pressure
 - 250kg weight




MACHINE OPTIONS



ROBO TRAILER

- Beam axle
- Leaf-sprung suspension
- Heavy-duty tailboard
- Spare wheel and carrier
- Road lighting kit
- Secure tailgate locks and lashing rings
- Prop stands



TOW
HITCH

GPS AUTOSTEER



Revolutionary remote guidance for increased productivity, improved safety and more efficient working.

See pages
18-19 for
details



WORKING LIGHTS

- Powerful LED lights to assist task visibility
- Easily attached to top of machine
- Can be adjusted to suit requirement



ROBOCUT TRACK OPTIONS

Three track options are available for the new ROBOCUT machines. These feature a more durable design to take the punishment of harsh all-terrain work.

STANDARD RUBBER TRACK

- Suitable for mowing up to 40°
- Low ground disturbance
- Hard-wearing rubber compound



SUPER RUBBER TRACK

- Suitable for slopes up to 55°
- Angled contours for extra grip
- Hard-wearing rubber compound



STUDED TRACK (with optional spike kit)

- Suitable for steep slopes up to 55° and testing conditions such as snow and slippery ground



Available with optional spike kit.
Only one spike kit required per machine.

TECHNICAL

SPECIFICATION



SPECIFICATION

	ROBOCUT RC56	ROBOCUT RC75
ENGINE		
Make	HATZ, 3 cylinder, turbo, tier 4 final	HATZ, 4 cylinder, turbo, tier 4 final
HP	56hp (42kw) @ 2800rpm	75hp (56kw) @ 2800rpm
Torque	185Nm	240Nm
Fuel	Diesel	Diesel
Fuel tank capacity	38 litres	38 litres
Water-cooled radiator	3 core heavy duty	3 core heavy duty
Self-cleaning (reversible fan)	Standard manual and automatic	Standard manual and automatic
Transmission	Fine control hydrostatic	Fine control hydrostatic
Maximum noise levels	77dB(A)	77dB(A)
HYDRAULICS		
Independent flailhead circuit	Closed circuit piston Max 59 l/min @ 2800 rpm 350Bar	Closed circuit piston Max 95 l/min @ 2800 rpm 350Bar
Independent track drive circuit	2 x closed circuit piston Max 57 l/min @ 3000 rpm 250Bar	2 x closed circuit piston Max 57 l/min @ 3000 rpm 250Bar
Aux service	1 double acting auxiliary service for additional service 16 l/min a 210 bar, double acting	1 double acting auxiliary service for additional service 16 l/min a 210 bar, double acting
Independent intercooler	Standard	Standard
Oil tank capacity	20 litres (40 litres held in system) Biodegradable oil	20 litres (40 litres held in system) Biodegradable oil
Attachment lift capacity	550kg	550kg
TRACKS		
Rubber	Standard ~ max working angle 40°	Standard ~ max working angle 40°
Rubber with spikes	Optional ~ max working angle 55°	Optional ~ max working angle 55°
Self-tightening	Standard	Standard
Length (axle to axle)	1192mm	1192mm
REMOTE CONTROLS		
Working range	150m	150m
Frequency	434MHz (certified by CE legislation)	434MHz (certified by CE legislation)
Battery	Interchangeable, rechargeable, two with each unit charge on machine	Interchangeable, rechargeable, two with each unit charge on machine
Proportional joysticks	Standard	Standard

	ROBOCUT RC56	ROBOCUT RC75
DIMENSIONS		
Overall width	1300mm	1300mm
Overall length (without attachment)	2285mm	2285mm
Overall height	1050mm	1050mm
WEIGHT		
ROBOCUT	1200kg	1300kg
Flailhead	Depends on size	Depends on size
PERFORMANCE		
Potentiometer speed control (0 to 100%)	1st gear (low range) Forward and back 0 - 3,5 km/h	1st gear (low range) Forward and back 0 - 3,5 km/h
	2nd gear (low range) Forward and back 0 - 7 km/h	2nd gear (low range) Forward and back 0 - 7 km/h
FLAILHEAD / ATTACHMENT		
Oil flow	59 l/min	95 l/min
Pressure	350 bar	350 bar
Rotor speed	3300 rpm	3300 rpm
Front and rear flaps	Standard	Standard
Flails	Y – Flails for cutting grass and light wood up to 30mm diameter	Y – Flails for cutting grass and light wood up to 30mm diameter
	J (hammer) – Flails for cutting thick grass and wood up to 50mm diameter	J (hammer) – Flails for cutting thick grass and wood up to 50mm diameter
Rotor width	1.3 to 1.9m	1.3 to 1.9m
Roller diameter	100mm	100mm
Cutting height range (via roller adjustment)	20mm - 85mm (5 positions) Flailhead can be lifted to cut higher	20mm - 85mm (5 positions) Flailhead can be lifted to cut higher
Hydraulic lift	-300mm to +400mm	-300mm to +400mm
Floatation (angle)	14° up and down (+/-)	14° up and down (+/-)

Please note: due to continual product development, the information in this brochure is subject to change at any time. McConnel Limited assumes no responsibility for any inaccuracies, errors or omissions and reserves the right to change specifications without notice. January 2019

ROBOCUT **RC28**

ALSO AVAILABLE
IN THE
ROBOCUT
RANGE

POWERFUL & COMPACT ROBOCUT RC28

An all-new remote control mower, the ROBOCUT RC28 delivers outstanding performance and mowing efficiency. Featuring a new and powerful Vanguard 28hp engine, with low fuel consumption and low emissions, combined with hybrid electric drive to deliver smooth operation.



ROTARY MULCHING DECK

The RC28 features a specially designed 1.1m rotary mulching deck that is capable of producing a quality cut and attractive finish in fine turf applications such as parks and gardens, whilst tough enough to be used for extensive mowing of heavy grass.

- 1.1m cutting width bi-directional mulching deck for cutting in either direction
- Remote cutting height adjustment from 30mm to 180mm
- Programmable pre-set cutting height function
- Twin rotor design for even mulch distribution
- Heavy duty, up-draft Hardox 700 mulching blades
- Variable rotor speed with 3 second, fast stop
- Integrated access hatch for quick and simple servicing



POWER
Powerful
28hp engine



**FUEL
EFFICIENCY**
Low fuel
consumption
and low emissions



OUTPUT
High output
due to intuitive
bi-directional
cutting capabilities



SAFETY
Fast-stop rotors
(cuts out in
3 seconds)



GRADIENT
Work on
slopes up
to 55°



**PRECISION
& CONTROL**
Fully proportional
remote control



**GPS
AUTOSTEER**
Ensures maximum
productivity, improved
safety and more
efficient working

MADE IN BRITAIN
Distributed worldwide



RC28 PRODUCT FEATURES

Designed for fine turf applications the RC28 is smaller, lighter and simply more efficient.

LOW GROUND PRESSURE

Creates minimal surface disturbance.

BODY PANELS

Fully enclosed panels keep grass and debris out.

50/50 WEIGHT DISTRIBUTION

Gives maximum stability and optimum handling on slopes.

MULCHING CONTROL

Full remote control of mulching deck functions including on-off and height adjustment.

SMOOTH ELECTRIC DRIVE MOTOR

Provides precise control & variable speed.

REDUCE THE NEED FOR TURNING WITH BI-DIRECTIONAL CUTTING

Bi-directional cutting reduces the need for turning, and dramatically improves productivity and minimises surface disturbance.

28 HP PETROL ENGINE

Vanguard Commercial Power petrol engine with efficient electronic fuel injection.

LIGHT AND COMPACT

Allows quick and convenient transportation.

MULTI-FUNCTION REMOTE CONTROL

Precise proportional remote control with a working range of 150m, specifically designed for the RC28.

- Integrated screen displays machine information
- Dual joystick for intuitive bi-directional control
 - Compact and lightweight
 - Fine and precise control

GPS ENABLED

Offers the ultimate in mowing efficiency.

LOW CENTRE OF GRAVITY

And wide track widths enables working on slopes up to 55°.



ROBOCUT - SUPERIOR ON EVERY LEVEL

SPECIFICATION

ROBOCUT RC28	
ENGINE	
Make	Vanguard 810cc Electronic Fuel Injection (EFI) engine
Horsepower	28hp (21kw)
Fuel	Petrol
Fuel tank capacity	2 x 10 litre, removable tanks
Drive	48V AC electric motor to final reduction
Maximum noise levels	98dB(A)
Speed	0-7 kph
Compliance	ANSI B7 1.4 safety regulation
MULCHING DECK	
Cutting width	1.1m
Cutting height	30mm – 180mm
Programmable low height setting	Standard
Bi-directional cutting	Standard
Updraft, mulching blades	Standard
Drive type	Direct shaft drive with electric clutch
Blade tip-speed	Variable up to 5500m/min
Fast-stop rotors	Standard (3 second)
TRACKS	
Universal rubber	Standard ~ max working angle 55°
Self-tightening	Spring washer
Length (axle to axle)	1000mm
REMOTE CONTROLS	
Working range	150m
Frequency	434MHz (certified by CE legislation)
Battery	2 x rechargeable batteries
Proportional joysticks	Standard
DIMENSIONS	
Overall width	1500mm
Overall length (without attachment)	1510mm
Overall height	765 – 915mm
WEIGHT	
ROBOCUT	480kg

Please note: due to continual product development, the information in this brochure is subject to change at any time. McConnel Limited assumes no responsibility for any inaccuracies, errors or omissions and reserves the right to change specifications without notice. January 2019

WHY MCCONNEL?

When you buy a McConnell ROBOCUT you're not just buying a high-performance machine – you're also getting a first-class aftercare package that supports you through the lifespan of your product. So whether you need an urgent part; service assistance; or online information on how to get the best from your machine, McConnell should always be your first choice.

Key benefits of buying your machine from McConnell include:

- An international network of dealers and distributors provides full service and support in 40 countries across the globe
- Every machine is subjected to an exhaustive performance test before being released to a customer
- A comprehensive stock of genuine replacement parts can be sent to dealers around the world via international couriers
- McConnell has a proven heritage with around 40 years' experience of creating award-winning farm machinery, cultivation and green maintenance products. McConnell machines have proven successful in a wide variety of working environments all over the world.
- Our highly-skilled team of service professionals train hundreds of dealers every year and can offer expert support if you have an issue that can't be resolved quickly by your local dealer
- Customisation is fully supported with McConnell working with customers to help them create bespoke machines.
- An online library of essential information including Operator's Guides, Parts Books, and multimedia product information is available.

McConnell offers a proven product range, strong after-care support, and an international network of dealers and distributors spanning 40 countries, so if you're keen to take advantage of our high-performance products, **can you afford not to choose McConnell?**



POWER ARMS

McConnell offers a comprehensive selection of Power Arms with 12 different series and 41 different models. Customers can choose from thousands of different build variations enabling them to create a personalised spec that is ideal for their needs. A wide selection of working attachments is also available from saw blades to ditch cleaners.



FLAIL AND ROTARY MOWERS

Whether you are looking for a flail or rotary mower, McConnell has a machine to match your needs with a choice of 10 different series and 24 machines available. The choice includes everything from 1.3m compact flail mowers to 8.2m high-performance flex-wing rotary mowers.



For more information on McConnell's full machine line-up **please visit www.mcconnel.com**

CULTIVATION AND SEEDING

McConnell has invested heavily in expanding and evolving its cultivation and grassland range – offering a selection of popular soil conditioners, aerators, stubble and deep-soil cultivators. The launch of the SEEDAERATOR marked the company's entry into the seed drill sector.



AGRIBUGGY AND MULTIDRIVE

Unrivalled low ground pressure design, market-leading traction and stability, and greater comfort are just a few of the key benefits delivered by McConnell's Multidrive and Agribuggy power units. Their mechanical drive technology offers best-in-class traction – delivering power and braking to all four wheels simultaneously for better grip when working in wet conditions and tough terrain and allowing safe, productive working earlier and later in the year than rivals.





SALES

Tel: +44 (0)1584 873131
Fax: +44 (0)1584 876463
sales@mccconnel.com

PARTS

Tel: +44 (0)1584 876888
Fax: +44 (0)1584 872223
parts@mccconnel.com

SERVICE

Tel: +44 (0)1584 875848
Fax: +44 (0)1584 879689
service@mccconnel.com

MARKETING

Tel: +44 (0)1584 813412
Fax: +44 (0)1584 876463
marketing@mccconnel.com



McConnel Limited
Temeside Works, Ludlow,
Shropshire SY8 1JL
United Kingdom

Tel **+44 (0)1584 873131**
Fax **+44 (0)1584 876463**
E-mail **sales@mccconnel.com**
Website **www.mccconnel.com**



FM 25970

McConnel
is a member of

