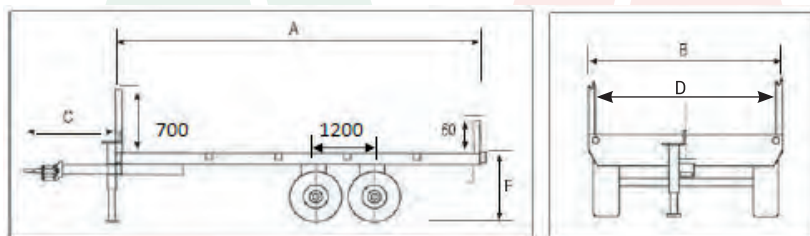


TRAILER P.M.G.

- Robust frame for heavy loads
- HYDRAULIC TIPPING WITH 2 DOUBLE ACTING CYLINDERS
- 500 mm rear platform for machine loading, whole but divided
- Iron platform 30 dm embossed sheet
- Road light system
- Hydraulic parking foot
- Suspensions with cantilever rocker arm tandem system with leaf spring
- Hydraulic or pneumatic braking
- Eyelet F2
- Telescopic front bulkhead
- N ° 2 front rope tensioning winches
- Side hooks for ropes
- Tool drawer
- Tractor n ° 1 pair of double-acting hydraulic couplings



PIANALE P.M.G.

WITH FIXED REAR AXLE

| MOD. | A mm | B mm | C mm | D mm | F mm | TWIN WHEELS 8 HOLES COVERED | Tare Kg | € |
|--------------|---------|---------|---------|---------|---------|-----------------------------------|------------|---|
| P.M.G. 57x22 | 5700 | 2250 | 1500 | 21900 | 930 | 215/75 R17.5 | 3050 | |
| P.M.G. 61x25 | 6100 | 2500 | 1500 | 2440 | 930 | 215/75 R17.5 | 3200 | |
| P.M.G. 66x25 | 6600 | 2500 | 1500 | 2440 | 930 | 215/75 R17.5 | 3300 | |
| P.M.G. 76x25 | 7600 | 2500 | 1500 | 2440 | 930 | 235/75 R17.5 | 3950 | |
| P.M.G. 86x25 | 8600 | 2500 | 1500 | 2440 | 930 | 225/75 R17.5 | 4700 | |
| P.M.G. 96x25 | 9600 | 2500 | 1500 | 2440 | 930 | 225/75 R17.5 | 5000 | |





TRAILER P.M.G. AS WITH STEERING REAR AXLE

| MOD. | A mm | B mm | C mm | D mm | F mm | TWIN WHEELS 8 HOLES COVERED | Tare Kg. | € |
|-----------------|---------|---------|---------|---------|---------|-----------------------------------|-------------|---|
| P.M.G. AS 57x22 | 5700 | 2250 | 1500 | 2190 | 930 | 215/75 R17.5 | 3200 | |
| P.M.G. AS 61x25 | 6100 | 2500 | 1500 | 2440 | 930 | 215/75 R17.5 | 3450 | |
| P.M.G. AS 66x25 | 6600 | 2500 | 1500 | 2440 | 930 | 215/75 R17.5 | 3600 | |
| P.M.G. AS 76x25 | 7600 | 2500 | 1500 | 2440 | 930 | 235/75 R17.5 | 4250 | |
| P.M.G. AS 86x25 | 8600 | 2500 | 1500 | 2440 | 930 | 225/75 R17.5 | 5000 | |
| P.M.G. AS 96x25 | 9600 | 2500 | 1500 | 2440 | 930 | 225/75 R17.5 | 5300 | |

COSTS OF BRAKING SYSTEM for 8000-10000-12000-14000 Kg

To Be Confirmed

| | |
|---|----------------------|
|  | HYDRAULIC WITH PEDAL |
|  | or PNEUMATIC |