

Spare Part Book



RM



GEO Italy S.R.L.

Latest release: 16/03/2021

Via G. Abbate, 215, 14054 Castagnole delle Lanze AT

Page 1

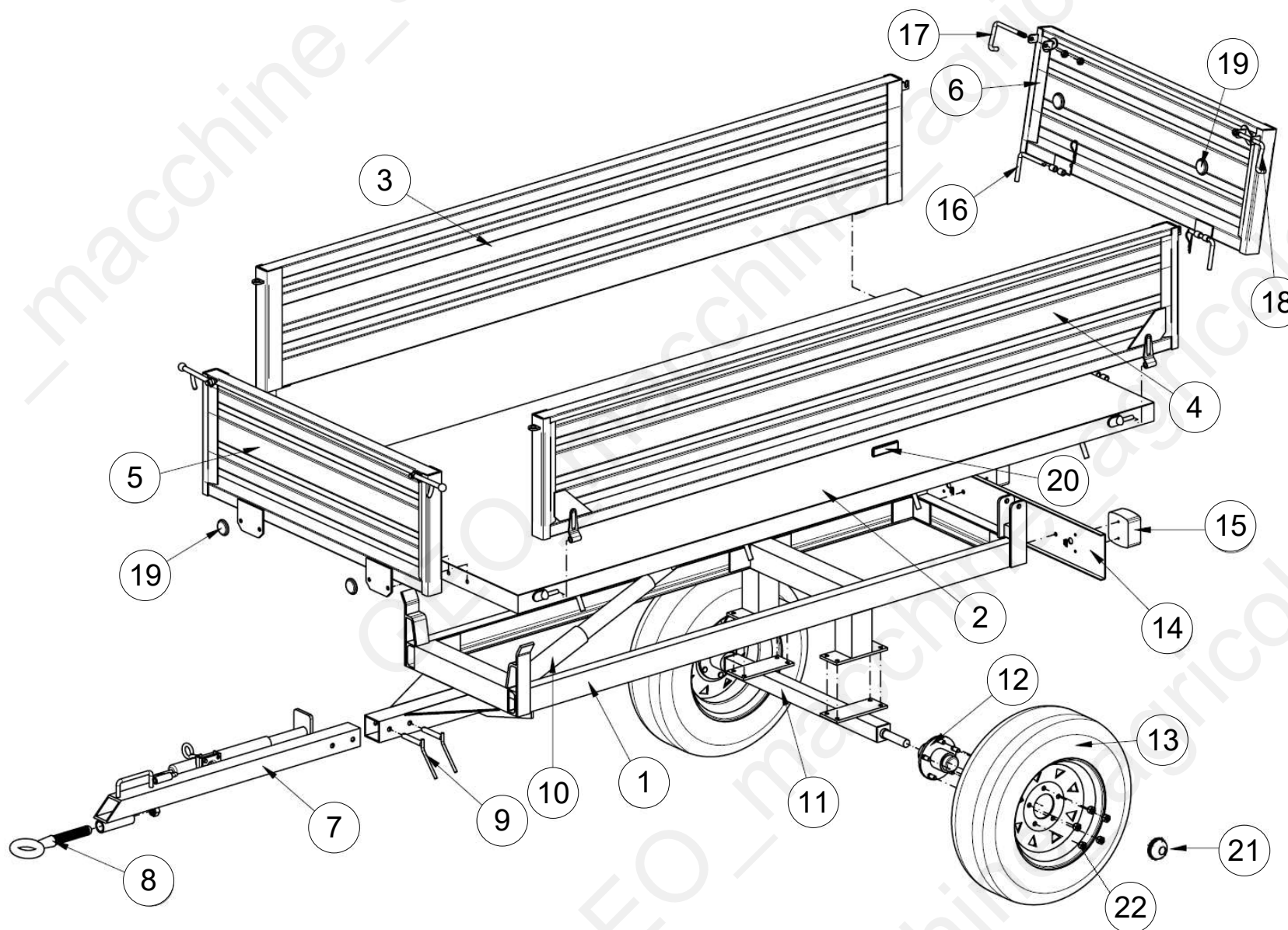
Table of Contents

Tavola	Page
RM 15	3
RM 25	6
RM12	11

RM 15



GEO Italy S.R.L.



Machine: RM 15

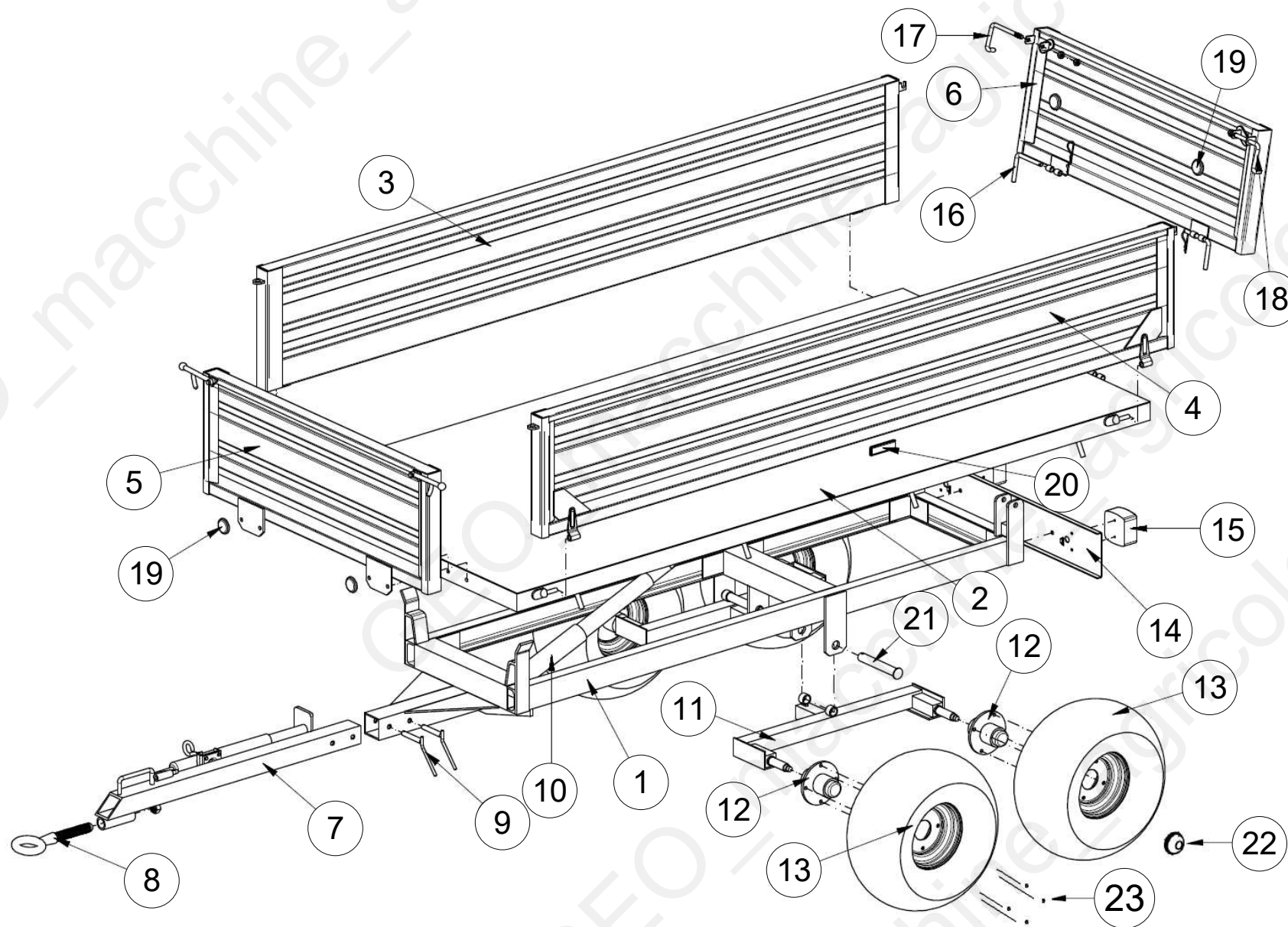
Assembly: RM15_parte 1



Pos	Code	Description	NOTE	Q.
1	RM15.1	Main structure		1
2	RM.2	Base platform		1
3	RM.3	Lateral side		1
4	RM.4	Lateral side		1
5	RM.5	Front side		1
6	RM.6	Rear side		1
7	RM.7	Towbar		1
8	RM.8	Trailer hitch		1
9	RM.9	Pin		2
11	RM15.11	Axle		1
12	RM.12	Hub		2
13	RM15.13	Wheel		2
14	RM.14	Rear support		1
15	RM.15	KIT Reflectors + Cable		1
16	RM.16	Pin		1
17	RM.17	Pivot		2
18	RM.18	Pin		1
19	RM.19	Reflector		1
20	RM.20	Reflector		1
21	RM.21	HUB Cover		1
22	RM.23	BOLT HUB		1

RM 25



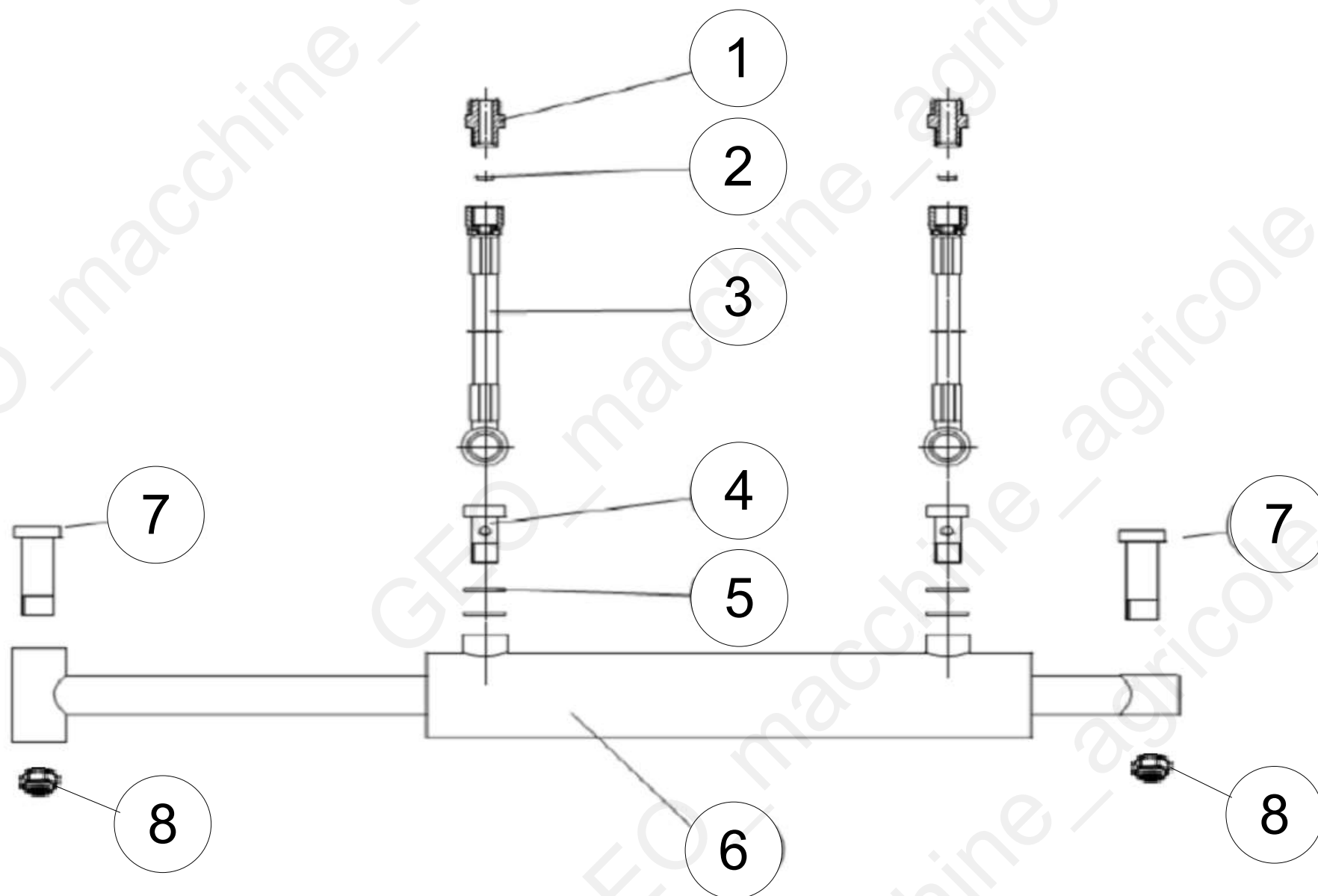


Machine: RM 25

Assembly: RM25_parte 1



Pos	Code	Description	NOTE	Q.
1	RM25.1	Main structure		1
2	RM.2	Base platform		1
3	RM.3	Lateral side		1
4	RM.4	Lateral side		1
5	RM.5	Front side		1
6	RM.6	Rear side		1
7	RM.7	Towbar		1
8	RM.8	Trailer hitch		1
9	RM.9	Pin		2
11	RM25.11	Axle		2
12	RM.12	Hub		4
13	RM25.13	Wheel		4
14	RM.14	Rear support		1
15	RM.15	KIT Reflectors + Cable		1
16	RM.16	Pin		2
17	RM.17	Pivot		2
18	RM.18	Pin		2
19	RM.19	Reflector		2
20	RM.20	Reflector		1
21	RM.1.21	Pin		0
22	RM.22	HUB Cover		0
23	RM.23	BOLT HUB		1

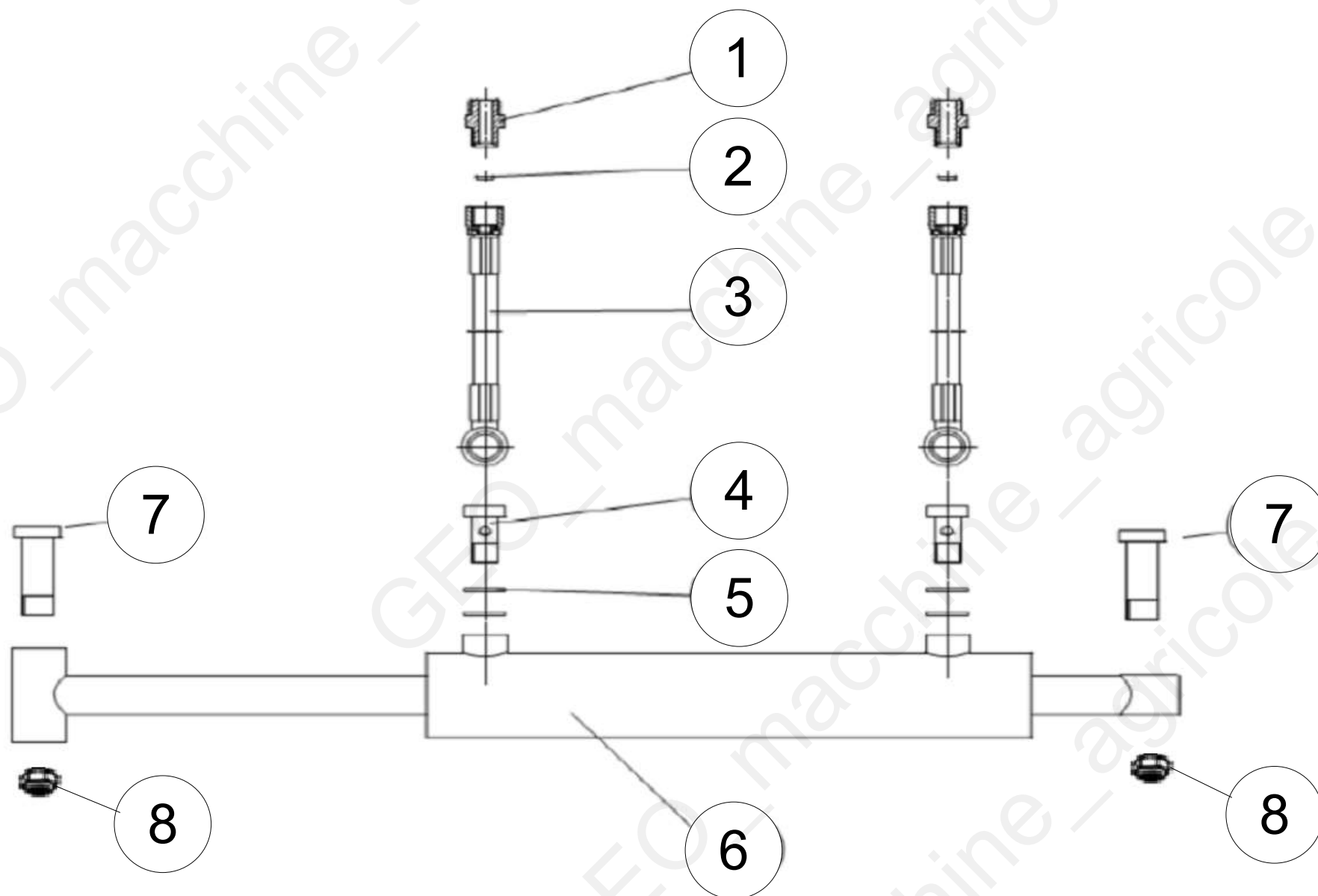


Machine: RM 25

Assembly: RM_Cylinder



Pos	Code	Description	NOTE	Q.
1	EFGCH125.013	Quick connector R1/2"		1
2	JB982-48	bonded washer		1
3	RM.100.01.01	RM PIPE		1
4	Bolt.S/Screw.UNF1/4"	Bolt.S/Screw.UNF1/4"		1
5	BW1/4	Seal washer 1/4		1
6	RM.100.00.09	cylinder		1
7	RM.100.01.02	PIN M20x80		1
8	RM.100.01.03	NUT M20		1



Machine: RM_Cylinder

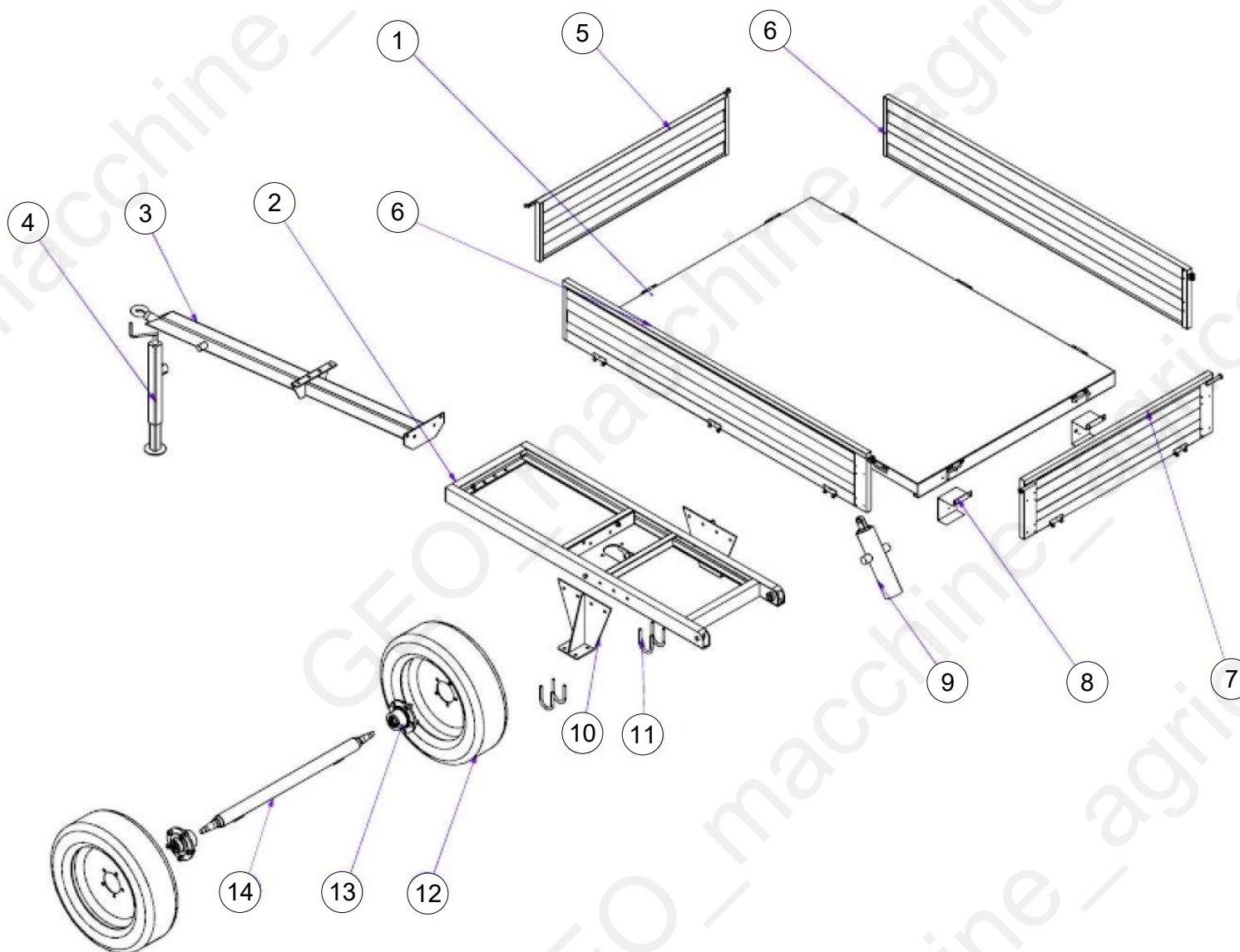
Assembly: RM_Cylinder



Pos	Code	Description	NOTE	Q.
1	EFGCH125.013	Quick connector R1/2"		1
2	JB982-48	bonded washer		1
3	RM.100.01.01	RM PIPE		1
4	Bolt.S/Screw.UNF1/4"	Bolt.S/Screw.UNF1/4"		1
5	BW1/4	Seal washer 1/4		1
6	RM.100.00.09	cylinder		1
7	RM.100.01.02	PIN M20x80		1
8	RM.100.01.03	NUT M20		1

RM12





Machine: RM12

Assembly: RM12_parte 1



Pos	Code	Description	NOTE	Q.
1	RM.100.00.01	floor pannel		1
2	RM.100.00.02	chasiss		1
3	RM.100.00.03	drawbar		1
4	RM.100.00.04	landing leg		1
5	RM.100.00.05	front pannel		1
6	RM.100.00.06	side pannel		2
7	RM.100.00.07	back panel		1
8	RM.100.00.08	light frame		2
9	RM.100.00.09	cylider		1
10	RM.100.00.10	axle support		2
11	RM.100.00.11	U bolt		4
12	7.00.X.12	tyre 7.00-12		2
13	RM.100.00.12	hub assembly		2
14	RM.100.00.13	Axle		1